

Pharmacotherapy for Alcohol Use Disorder

Larissa Mooney, MD
Associate Professor of Psychiatry
UCLA Integrated Substance Abuse Programs

Larissa Mooney Disclosures

- Dr. Larissa Mooney has no financial relationships to disclose.

The contents of this activity may include discussion of off label or investigative drug uses. The faculty is aware that is their responsibility to disclose this information.

Target Audience

- The overarching goal of PCSS-MAT is to make available the most effective medication-assisted treatments to serve patients in a variety of settings, including primary care, psychiatric care, and pain management settings.

Educational Objectives

- At the conclusion of this activity participants should be able to:
 - Summarize mechanisms of action for three approved medications for alcohol use disorder treatment
 - Describe common adverse effects of approved medications for alcohol use disorder
 - Report dosing regimens for alcohol use disorder medications

Outline

- Establishing alcohol use disorder (AUD) diagnosis
- Rationale for use of pharmacotherapy for alcohol use disorder
- Dosing, mechanism of action, and adverse effects for FDA approved medications for AUD
 - Disulfiram
 - Acamprosate
 - Naltrexone
- Evidence-based but off-label medication options for AUD: gabapentin and topiramate
- Case vignette: AUD pharmacotherapy options

AUD Meds are Underutilized

- Alcohol use disorder (AUD) is one of only 3 substance use disorders with FDA approved medications (tobacco, opioids, alcohol)
- Also have some efficacious non-approved pharmacotherapy options
- 17 million US adults have an AUD
- Yet very little use of AUD medications
- Fewer than 1 in 10 individuals treated for AUD receive medications (NSDUH 2013)

Context for Use of Pharmacotherapy

- Addiction is a chronic, relapsing brain disease characterized by compulsive use despite harmful consequences
- Medications may be used as a tool within a *comprehensive* treatment plan:
 - Medications (Bio)
 - Behavioral interventions (Psycho)
 - Social support, lifestyle changes (Social)

I'll only have one glass!



NIAAA Drinking Guidelines: “At-Risk” Cutoffs for AUD

- **Men:** No more than **4** drinks on any day and **14** drinks per week
- **Women:** No more than **3** drinks on any day and **7** drinks per week
- **Men and Women >65:** No more than **3** drinks on any day and **7** drinks per week



At-Risk, Binge, and Heavy Episodic Drinking

- **“At-risk”/heavy drinking:** use above NIAAA cutoffs (per prior slide)
 - 1 in 4 who exceed these limits has an AUD; remainder are at greater risk of development of AUD, injuries, and other health problems
 - **Binge drinking** (NIAAA definition): 4 or more drinks in 2 hrs for women, 5 or more drinks in 2 hrs for men
 - Levels bring blood alcohol concentration (BAC) to 0.08 g/dL
- **Heavy Episodic drinking:** 4 or more drinks at least once in the past 2 weeks for women, 5 or more for men

Establishing AUD Diagnosis: DSM-5

- Use in larger amounts/longer periods than intended
- Persistent desire or unsuccessful attempts to cut down
- Excess time spent obtaining or recovering from use
- Craving or strong desire to use
- Failure to fulfill major role obligations
- Important social or recreational activities given up
- Recurrent use in physically hazardous situations
- Continued use despite knowledge of medical or psychological consequence(s)
- Continued use despite recurrent social or interpersonal problems
- Tolerance
- Withdrawal

Mild: 2-3 Criteria; **Moderate:** 4-5 criteria; **Severe:** 6 or more

Four Main Neurotransmitters Relevant to Alcohol Effects



**endogenous
opioids**
Reduces pain and
causes euphoria



glutamate
excitatory
neurotransmitter...
speeds you up



dopamine
makes you
happy



GABA
inhibitory
neurotransmitter...
slows you down

Alcohol Neuronal Activity

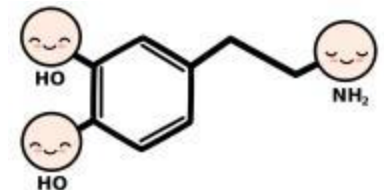
1. Alcohol is consumed.



2. Endogenous opioids are released into the pleasure centers of the brain.



3. In response to this increased endogenous opioid activity, dopamine is released.



4. Dopamine makes the drinker feel good. This reinforces the behavior and increases the likelihood that it will recur.



At the same time...



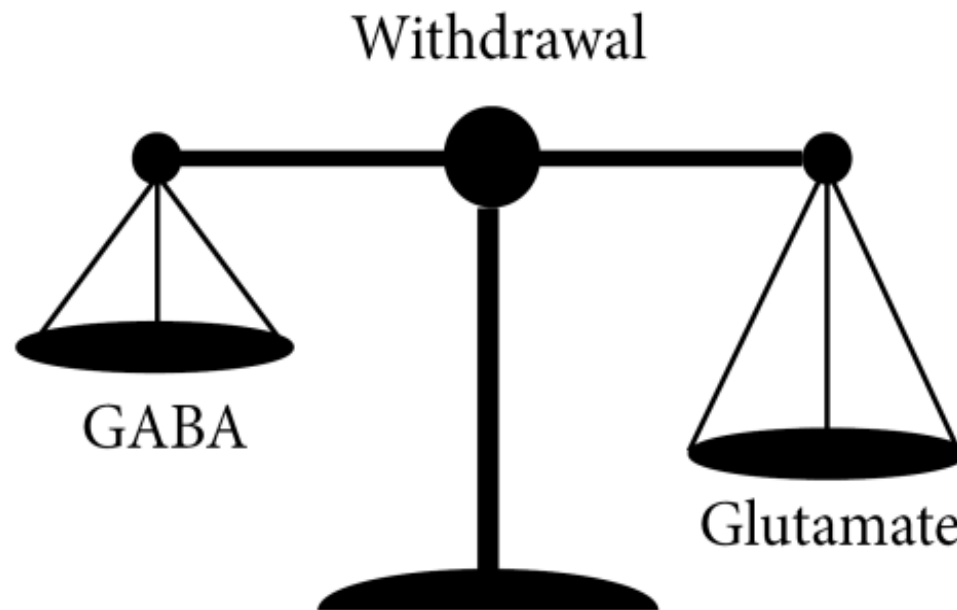
GABA is increased, slowing the brain down

Over time, the brain reacts to the over-abundance of GABA, by creating more receptors for glutamate—increasing the effect of glutamate and restoring balance



Neuronal Activity During Withdrawal

If alcohol is abruptly discontinued = Withdrawal



Symptoms/Risks: tremulousness, anxiety, elevated vital signs, seizures, delirium tremens (potentially fatal)

Case Vignette: Primary Care Setting

- 52 y.o. male with long history of heavy drinking, reports daily consumption of 2 bottles wine
- Denies other substance use and endorses symptoms of depression and insomnia
- Meets criteria for alcohol use disorder (AUD), moderate severity, and endorses cravings for alcohol
- Liver function enzymes are elevated 2 Xs upper limit of normal; macrocytosis is only other lab abnormality
- Denies symptoms of alcohol withdrawal or history of complicated withdrawal
- Has never received treatment for AUD or psychiatric disorder
- Has a history of chronic lower back pain for which he takes low-dose oxycodone 1-2 X/s month during flare-ups

Question 1

Which medication would you consider for treatment of alcohol use disorder in this patient?

1. Acamprosate
2. Disulfiram
3. Naltrexone
4. (PO or IM) Gabapentin
5. Topiramate

Treatment of Alcohol Withdrawal Symptoms

1st step in evaluation process: would patient benefit from medically managed withdrawal (i.e. “detox”)?

Medications for Symptomatic Treatment

- Benzodiazepines
 - Symptom-triggered vs. standing taper
- Supportive meds



Thiamine, folate, and multivitamin

Alcohol Withdrawal Symptoms

- Minor withdrawal (within 36 hrs)
 - Tremor, diaphoresis, anxiety, insomnia, nausea/vomit
- Seizures (within 1-2 d after reducing/stopping EtOH)
 - Usually singular, generalized tonic clonic
 - Treat with benzos
- Hallucinoses (within 1-2 d after reducing/stopping EtOH)
 - Normal mental status, vitals
 - Usually visual (but may be auditory, tactile)
- Delirium Tremens (DTs) (1-4 d after withdrawal onset)
 - Disorientation, agitation, hallucinations
 - Autonomic instability, 5% mortality risk

CIWA Scale

Category	Range of scores	Scoring examples
Agitation	0 - 7	0=normal activity; 4=moderately fidgety and restless; 7=constantly thrashes about
Anxiety	0 - 7	0=no anxiety, at ease; 4=moderately anxious or guarded; 7=acute panic states
Auditory disturbances	0 - 7	0=not present; 4=moderately severe hallucinations; 7=continuous hallucinations
Clouding of sensorium	0 - 4	0=oriented and can do serial additions; 2=disoriented for date by no more than two calendar days; 4=disoriented for place and/or person
Headache	0 - 7	0=not present; 4=moderately severe; 7=extremely severe
Nausea or vomiting	0 - 7	0=no nausea and no vomiting; 4=intermittent nausea with dry heaves; 7=constant nausea; frequent dry heaves and vomiting
Paroxysmal sweats	0 - 7	0=no sweat visible; 4=beads of sweat obvious on forehead; 7=drenching sweats
Tactile disturbances	0 - 7	0=none; 4=moderately severe hallucinations; 7=continuous hallucinations
Tremor	0 - 7	0=no tremor; 4=moderate, with patient's arms extended; 7=severe, even without extended arms
Visual disturbances	0 - 7	0=none; 4=moderately severe hallucinations; 7=continuous hallucinations

Sources: 1. Kosten, T. R. & O'Connor, P. G. (2003). Management of alcohol and drug withdrawal. *N Engl J Med*, 348(18), 1786. 2. Saitz, R. (1998). Introduction to alcohol withdrawal. *Alcohol Health Res World*, 22(1), 5.

Alcohol Use Disorder (AUD) Pharmacotherapy

Medications for AUD have different mechanisms of action:

- Discourage drinking by creating unpleasant association with alcohol
 - *Aversive effect (i.e. “punishment”)*
- Block or reduce euphoria from alcohol
 - *Reduce positive reinforcement*
- Reduce post-acute withdrawal
 - *Negative reinforcement*

Disulfiram

A close-up photograph of a person's hand holding a single, light pink, oval-shaped capsule between their thumb and index finger. The capsule has a thin red band around its middle. In the background, a clear glass jar is visible, containing several more of these capsules. The scene is brightly lit, and the background is slightly out of focus.

Antabuse

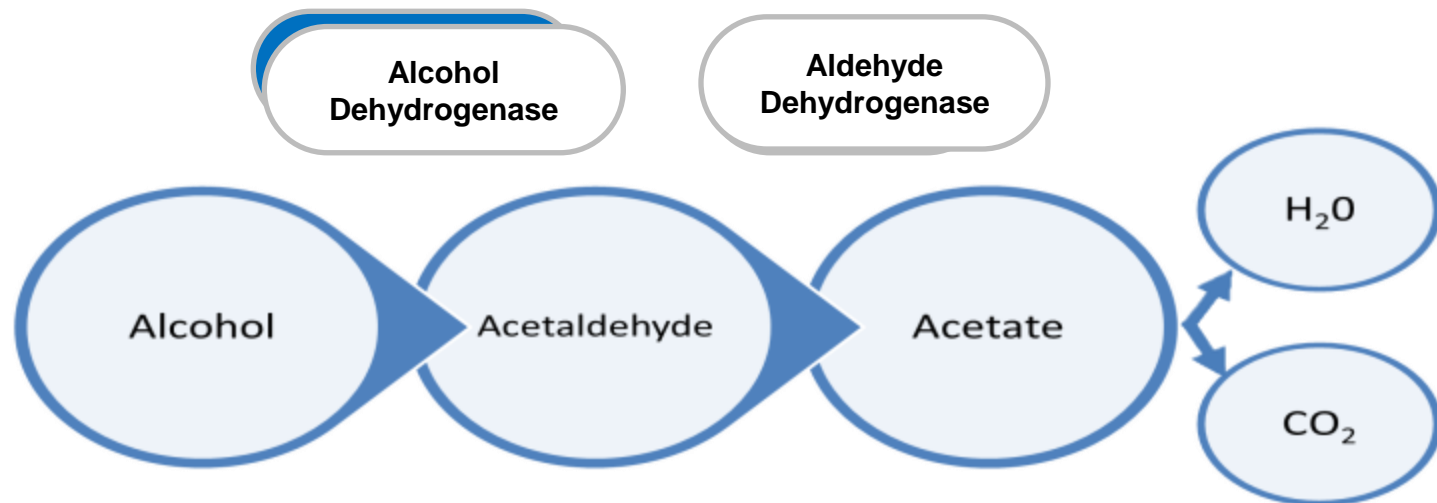
Disulfiram

- Marketed as Antabuse®
- FDA Approved in 1951
- Indication: An aid in the management of selected AUD patients who could benefit from “enforced sobriety” so that supportive and psychotherapeutic treatment may be applied to best advantage.
- Disulfiram discourages drinking by making the patient physically ill when alcohol is consumed.

Additional Disulfiram Information

- **Third-Party Payer Acceptance:** covered by most major insurance carriers, Medicare, Medicaid, and the VA.
- **Dosing:** 250-500 mg by mouth per day
- **Abstinence Requirements:** must be taken at least 12 hours after last alcohol use
- **Adverse Effects:** metallic taste, hepatotoxicity, optic neuritis, peripheral neuropathy

Disulfiram Mechanism of Action



Disulfiram works by irreversibly blocking the enzyme aldehyde dehydrogenase. This causes acetaldehyde to accumulate in the blood at **5 to 10 times higher amounts** than what would normally occur with alcohol alone.

Disulfiram-Alcohol Reaction

Since acetaldehyde is toxic, a buildup of it produces a highly unpleasant series of symptoms

- throbbing in head/neck
- sweating
- confusion
- brief loss of consciousness
- thirst
- respiratory depression
- throbbing headache
- weakness
- cardiovascular collapse
- lowered blood pressure
- chest pain
- myocardial infarction
- difficulty breathing
- dizziness
- congestive heart failure
- marked uneasiness
- palpitation
- unconsciousness
- copious vomiting
- hyperventilation
- convulsions
- nausea
- rapid heartbeat
- death
- flushing
- blurred vision

Disulfiram-Alcohol Reaction

- Symptoms usually begin 10-30 min after alcohol consumed.
- As long as there is alcohol in the blood, the disulfiram-alcohol reaction will continue.
- Symptoms are usually fully developed when the patient's blood alcohol concentration is 50 mg per 100 mL, but mild reactions can occur in sensitive patients with levels as low as five to ten mg per 100 mL.
- Further, the disulfiram-alcohol reaction can be triggered when alcohol is consumed one or even two weeks after the last dose of disulfiram was taken.

Disulfiram Contraindications

- The disulfiram-alcohol reaction usually lasts for 30 to 60 minutes, but can continue for several hours depending on the amount of alcohol consumed.
- Should never be administered to a patient when he or she has consumed alcohol recently or is currently intoxicated from alcohol.
- Should never be administered to a patient that has consumed alcohol-containing preparations such as cough syrup, tonics, etc.

Research about Disulfiram

- Best efficacy in motivated patients with supervised dosing
- Some effect on short-term abstinence, reduction in drinking days, time to relapse relative to placebo
- In randomized, double blind trials, participants treated with disulfiram did not maintain complete abstinence more frequently than those treated with placebo, but greater reduction in number of drinking days has been demonstrated (*problems with design*)

Acamprosate



Acamprosate

- Marketed as Campral®
- FDA Approved in 2004
- Dosing: two 333 mg tablets PO three times a day
- Indication: For the maintenance of abstinence from alcohol in patients with alcohol use disorder who are abstinent at treatment initiation by reducing post-acute withdrawal symptoms.
- Side effects: diarrhea, GI upset
- Renal clearance; thus dose adjustment required in renal impairment

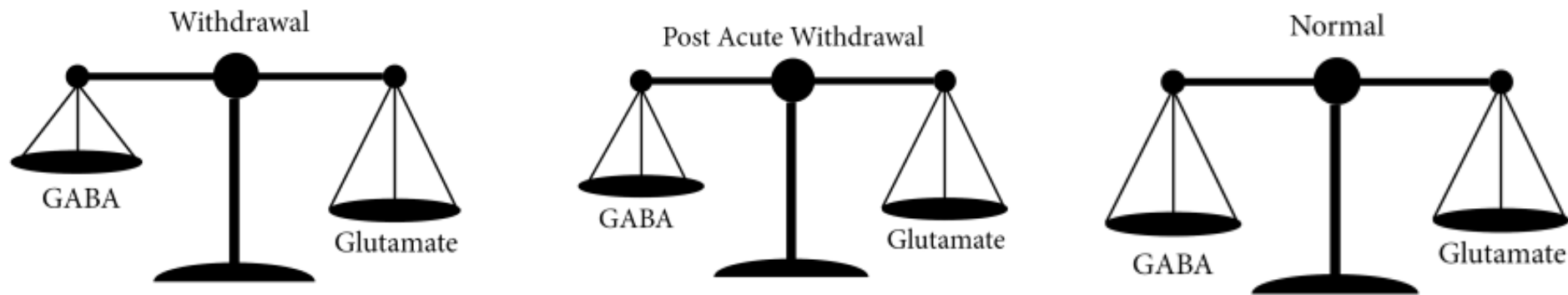
Acamprosate Mechanism of Action

While the exact mechanism of action is not known, acamprosate is thought to be:

a glutamate receptor modulator

The brain responds to repetitive consumption of alcohol by increasing glutamate receptors, thereby counteracting alcohol's depressive (GABAergic) effects.

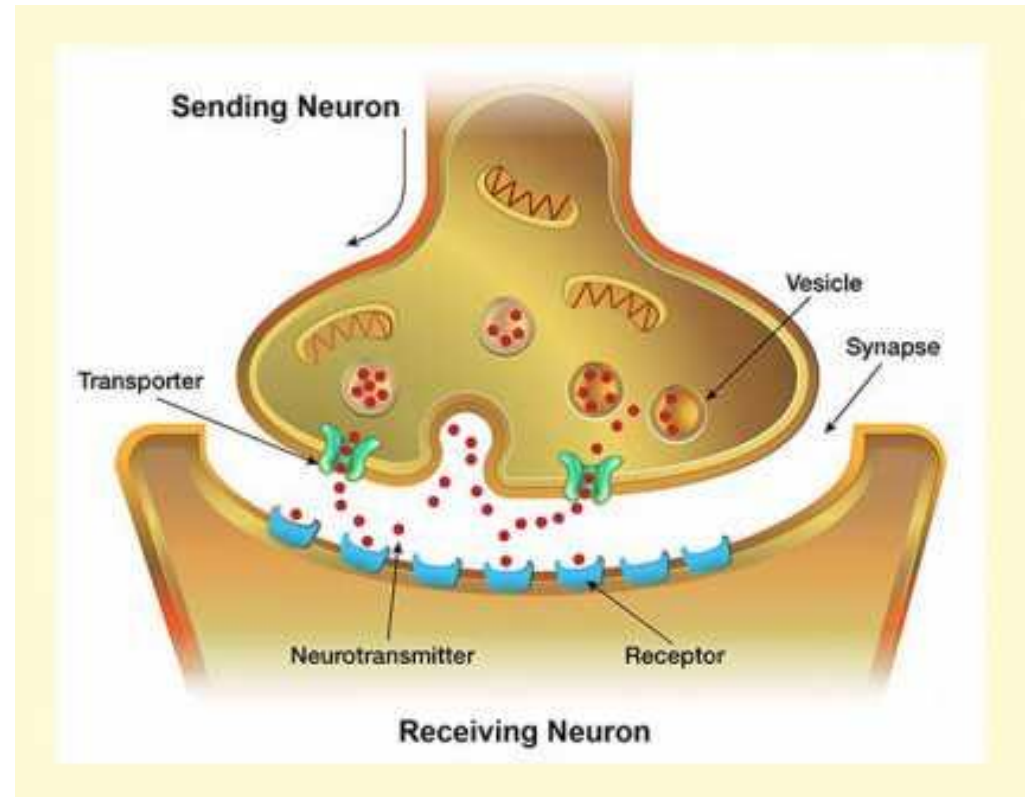
How Does Acamprosate Work?



- Even after acute withdrawal, the glutamate system continues to be overactive as it readjusts by down regulating the glutamate receptors.
- During this time, individuals may continue to feel anxiety, irritability and insomnia that can lead to relapse.

Acamprosate and Glutamate

- Acamprosate is thought to reduce amount of glutamate released, and
- Reduce the activity of the glutamate receptors



Research on Acamprosate for AUD

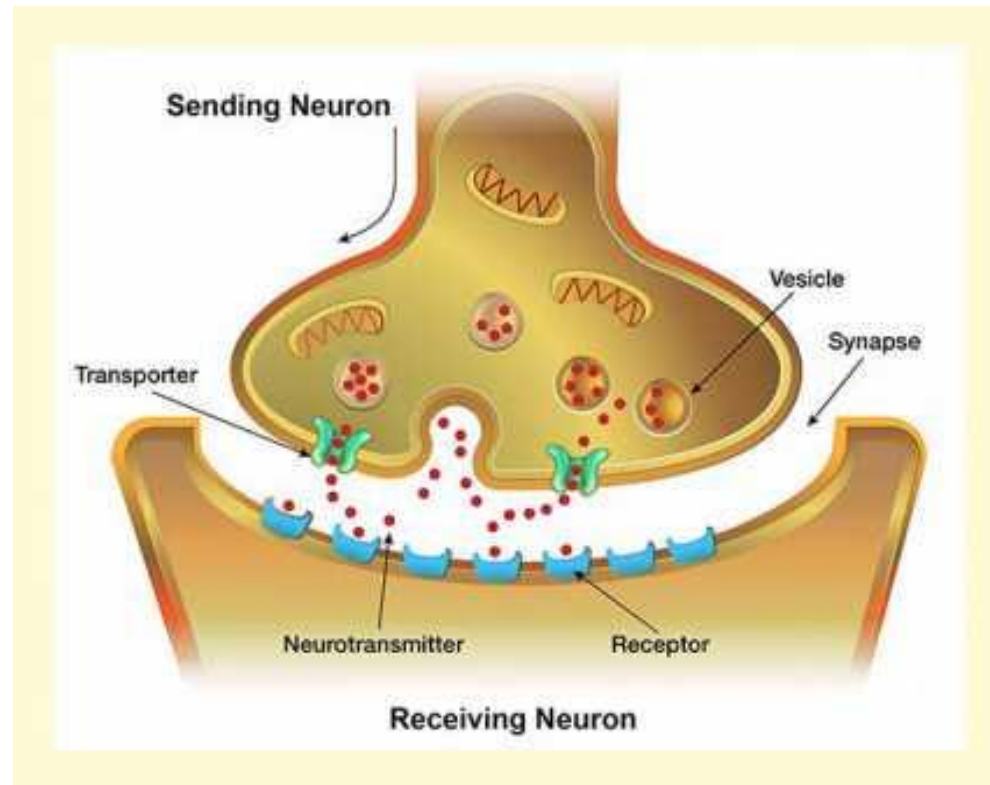
- In studies leading to FDA approval, participants treated with acamprosate were able to **maintain complete abstinence** more frequently and had **prolonged time to first drink** than those treated with placebo.
- Participants treated with acamprosate had a greater reduction in the number of drinking days during the entire study than those treated with placebo.
- In all three studies, participants treated with acamprosate were able to **regain complete abstinence** after one relapse more frequently than those treated with placebo.

Naltrexone



Naltrexone Mechanism of Action

- Naltrexone is an opioid receptor antagonist and blocks opioid receptors.
- This prevents the effects of self-administered opioids.
- Subsequent dopamine release is also diminished after alcohol consumption, reducing the pleasurable effects.



Oral Naltrexone

- Marketed as ReVia® and Depade®
- **Indication:** used in the treatment of alcohol use disorder or opioid use disorder; for blockade of effects of exogenous administered opioids and/or decreasing pleasurable effects experienced by consuming alcohol.
- Administering naltrexone will cause opioid withdrawal symptoms in patients who are physically dependent on opioids.
- **Dosing:** one 50mg tablet per day (may start with 25 mg/day to minimize nausea)
- **Side Effects:** nausea, vomiting, elevated liver function enzymes (rare at standard dosing)
- Contraindication: Child-Pugh Class C

Additional Information

- **Third-Party Payer Acceptance:** covered by most major insurance carriers, Medicare, Medicaid, and the VA.
- **Abstinence requirements:** must be taken at least 7-10 days after last consumption of opioids; abstinence from alcohol is not required.

Research on Naltrexone for AUD

- In some studies, participants treated with naltrexone were not able to maintain complete abstinence more frequently than those treated with placebo.
- More consistently, participants treated with naltrexone had a **greater reduction in relapse** during the study than those treated with placebo and had reduced cravings.
- Participants treated with naltrexone had **fewer heavy drinking days** than those treated with placebo

Extended-Release Injectable Naltrexone



Extended-Release Naltrexone

- Marketed as Vivitrol®
- **Dosing:** 380mg injection in deep gluteal muscle every 4 weeks; alternate sides each month.
- Blocks opioid receptors for **one entire month** compared to approximately 28 doses of oral naltrexone.
- **Adverse effects:** injection site reactions, nausea/vomiting, precipitated opioid withdrawal, depression, elevated LFTs
- **Note:** *Large doses of opioids may be required to override the blockade in a medically monitored setting.*

Research on Extended-Release Naltrexone for AUD

- Participants treated with extended-release naltrexone had a greater reduction in the number of heavy drinking days than those receiving placebo.
- Effects on heavy drinking were greatest in those who had **at least four days of abstinence from alcohol** prior to treatment initiation.
- In the subset abstinent for at least 4 days prior to treatment initiation, extended-release naltrexone also improved continuous abstinence rates.

Gabapentin for AUD

- Off-label but emerging evidence for use in treatment of alcohol use disorder
- Proposed mechanism: reduction of post-acute withdrawal symptoms (anxiety, insomnia, etc.)
- Study results: Improved rates of complete abstinence and no heavy drinking, particularly at 1800 mg/day total dose (titrate from lower dose, e.g. 300 mg PO TID)
- Improved symptoms of insomnia, dysphoria, and craving
- Improved outcomes in 1st 6 weeks when added to naltrexone
- Adverse effects: dizziness, fatigue, GI sx's, headache, impaired coordination, abuse potential

Topiramate for AUD

- Approved as anticonvulsant and for migraine prophylaxis
- Off-label for AUD, good evidence from clinical trials in reduction of heavy drinking days, drinking outcomes
- Mechanism of action: facilitates GABA neurotransmission, inhibits AMPA-kainate glutamate transmission
 - May reduce post-withdrawal dysphoria, cravings, impulsivity
- Studies have titrated dose slowly up to 300 mg/day
- Adverse effects: cognitive, paresthesias, dizziness, altered taste, weight loss; (rare: kidney stones, metabolic acidosis, narrow-angle glaucoma)

Case Vignette Review and Discussion

- 52 y.o. man who meets criteria for alcohol use disorder
 - Elevated liver function enzymes
 - Occasionally uses opioids for back pain flares
 - No prior treatment history
1. Is naltrexone contraindicated in this patient?
 2. Under what circumstance would you consider disulfiram?
 3. Under what circumstance would you consider combining medications?
 4. What should you recommend in addition to medications?

Thank You!

Larissa Mooney, MD

lmooney@mednet.ucla.edu

References

- Allen, J. P., & Litten, R. Z. (1992). Techniques to enhance compliance with disulfiram. *Alcoholism, Clinical and Experimental Research*, 16(6), 1035–1041
- Anton RF¹, Myrick H, Wright TM, et al., 2011. Gabapentin combined with alcohol for the treatment of alcohol dependence. *Am J Psychiatry* 168(7): 709-17.
- Bouza C., Angeles, M., Munoz, A., & Amate, J.M. (2004). Efficacy and safety of naltrexone and acamprosate in the treatment of alcohol dependence: A systematic review. *Addiction*, 99(7), 811–828
- Dunbar, J. D., Turncliff, R. Z., Dong, Q., Silverman, B. L., Ehrich, E. W., & Lasseter, K. C. (2006). Single- and multiple-dose pharmacokinetics of long-acting naltrexone. *Alcoholism, Clinical and Experimental Research*, 30(3), 480–490
- Fuller, R. K., & Gordis, E. (2004). Does disulfiram have a role in alcoholism treatment today? *Addiction*, 99(1), 21–24
- Garbutt, J. C., Kranzler, H. R., O'Malley, S. S., et al.,...Vivitrex Study Group. (2005). Efficacy and tolerability of long-acting injectable naltrexone for alcohol dependence: A randomized controlled trial. *JAMA*, 293(13), 1617–1625
- Garbutt J. C., West, S. L, Carey, T. S., Lohr, K. N., & Crews, F. T. (1999). Pharmacological treatment of alcohol dependence: A review of the evidence. *JAMA*, 281(14), 1318–1325.
- Johnson BA, Rosenthal N, Capece JA et al., 2007. Topiramate for treating alcohol dependence: a randomized controlled trial. *JAMA* 298(14): 1641-51.

References

- Johnson BA, Rosenthal N, Capece JA et al., 2008. Improvement of physical health and quality of life of alcohol-dependent individuals with topiramate treatment: US multisite controlled trial. *Arch Int Med* 168(11): 1188-99.
- Kiefer, F., Jahn, H., Tarnaske, T., et al., (2003). Comparing and combining naltrexone and acamprosate in relapse prevention of alcoholism: A double-blind, placebo-controlled study. *Archives of General Psychiatry*, 60(1), 92–99.
- Krystal, J. H., Cramer, J. A., Krol, W. F., Kirk, G. F., Rosenheck, R. A.; Veterans Affairs Naltrexone Cooperative Study 425 Group. (2001). Naltrexone in the treatment of alcohol dependence. *New England Journal of Medicine*, 345(24), 1734–1739
- Mason BJ¹, Quello S¹, Goodell V¹, et al., 2014. Gabapentin treatment for alcohol dependence: a randomized clinical trial. *JAMA Internal Med* 174(1): 70-7.
- NIAAA 2014, NIH Publication No. 14-7974. Accessed from <https://pubs.niaaa.nih.gov/publications/treatment/treatment.htm> on Oct. 12, 2017.
- O'Malley, S. S., Garbutt, J. C., Gastfriend, D. R., Dong, Q., & Kranzler, H. R. (2007). Efficacy of extended-release naltrexone in alcohol-dependent patients who are abstinent before treatment. *Journal of Clinical Psychopharmacology*, 27(5), 507–512
- Paille FM, Guelfi JD, Perkins AC, et al. Double-blind randomized multicentre trial of acamprosate in maintaining abstinence from alcohol. *Alcohol Alcohol*. 1995;30:239–47.
- Pelc I, Verbanck P, Le Bon O, et al. Efficacy and safety of acamprosate in the treatment of detoxified alcohol-dependent patients. A 90-day placebo-controlled dose-finding study. *Br J Psychiatry*. 1997;171:73–7.

References

- Pettinati H.M.; O'Brien C.P.; Rabinowitz, A.R.; et al. (2006) The status of naltrexone in the treatment of alcohol dependence: Specific effects on heavy drinking. *Journal of Clinical Psychopharmacology* 26(6):610–625.
- Sass H, Sokya M, Mann K, et al. Relapse prevention by acamprosate. Results from a placebo-controlled study on alcohol dependence. *Arch Gen Psychiatry*. 1996;53:673–80.
- Scott LJ, Figgitt DP, Keam SJ, et al. Acamprosate: A review of its use in the maintenance of abstinence in patients with alcohol dependence. *CNS Drugs*. 2005;19:445–64.
- Volpicelli J, Alterman AI, Hayashida M, & O'Brien CP 1992. Naltrexone in the treatment of alcohol dependence. *Archives of Gen Psychiatry* 49(11), 867-880.
- Volpicelli, J., Rhines, K., Rhines, J., Volpicelli, L. A., Alterman, A. I., & O'Brien, C. P. (1997) Naltrexone and alcohol dependence: Role of subject compliance. *Archives of General Psychiatry*, 54(8), 737–742.
- West, S. L., Garbutt, J. C., Carey, T. S., Lux, L. J., Jackman, A. M., Tolleson-Rinehart, S.,...Crews, F. T. (1999). *Pharmacotherapy for alcohol dependence*. Evidence Report No. 3. (AHCPR Pub. No. 99-E004) Rockville, MD: U.S. Department of Health and Human Services; Public Health Service, Agency for Health Care Policy and Research
- Wright, C., & Moore, R. D. (1990). Disulfiram treatment of alcoholism. *American Journal of Medicine*, 88(6), 647–655

PCSS Mentor Program

- The PCSS Mentor Program is designed to offer general information to clinicians about evidence-based clinical practices in prescribing medications for opioid addiction.
- PCSS mentors are a national network of providers with expertise in **medication-assisted treatment and addictions**.
- 3-tiered approach allows every mentor/mentee relationship to be unique and catered to the specific needs of the mentee.
- No cost to providers.

For more information visit:
pcssNOW.org/clinical-coaching

PCSS Discussion Forum

Have a clinical question?



Ask a Colleague

A simple and direct way to receive an answer related to medication-assisted treatment. Designed to provide a prompt response to simple practice-related questions.

[Ask Now](#) ▶



P

C

MAT

TRAINING

S

S

PROVIDERS' CLINICAL SUPPORT SYSTEM

For Medication Assisted Treatment

PCSS-MAT is a collaborative effort led by the American Academy of Addiction Psychiatry (AAAP) in partnership with the: Addiction Technology Transfer Center (ATTC); American Academy of Family Physicians (AAFP); American Academy of Neurology (AAN); American Academy of Pain Medicine (AAPM); American Academy of Pediatrics (AAP); American College of Emergency Physicians (ACEP); American College of Physicians (ACP); American Dental Association (ADA); American Medical Association (AMA); American Osteopathic Academy of Addiction Medicine (AOAAM); American Psychiatric Association (APA); American Psychiatric Nurses Association (APNA); American Society of Addiction Medicine (ASAM); American Society for Pain Management Nursing (ASPMN); Association for Medical Education and Research in Substance Abuse (AMERSA); International Nurses Society on Addictions (IntNSA); National Association of Community Health Centers (NACHC); National Association of Drug Court Professionals (NADCP), and the Southeast Consortium for Substance Abuse Training (SECSAT).

For more information: www.pcssNOW.org



[@PCSSProjects](https://twitter.com/PCSSProjects)



www.facebook.com/pcssprojects/

Funding for this initiative was made possible (in part) by grant nos. 5U79TI026556-02 and 3U79TI026556-02S1 from SAMHSA. The views expressed in written conference materials or publications and by speakers and moderators do not necessarily reflect the official policies of the Department of Health and Human Services; nor does mention of trade names, commercial practices, or organizations imply endorsement by the U.S. Government.