



Navigating Applications



Presented by
Victoria Paz,
Office Manager
Graduate Medical Education



- [Link to request slide deck & handouts](#)



Your portal to accessing MOST applications at WVUMedicine:

CONNECT

<https://connect.wvumedicine.org/>

Note: you must be connected to the network to access the site

connect.wvumedicine.org

CONNECT

Home

Workday

Workday Training Hub

Departments

Applications

ReadySet

HROneSource

Policies & Protocols

Training

Telemedicine

Epic @ WVU Medicine

Professional Coding

Safety Reports


Bravo!

Reference Tools

My Dashboard

Emergency Codes

 WVU Medicine



Work hard, dream big, never give up.



WVUH Events

All Events >

- 11 Jun** Sunday
PCNA Presents Dr. Ruby Havistin: 'Cardiovascular-related Maternal Mortality'
- 12 Jun** Monday
CAPE Educational Information Sessions
- 12 Jun** Monday
Fidelity Confidential Consultation (in person)
- 20 Jun** Tuesday
Ask Fidelity Session

 **Ask a Question
Share an Idea**
WVUH Leadership

Search

Search CONNECT (news, webpages)



Epic @ WVU Medicine creates an information system across our health system that has one patient ID, one record and one unified system of care.



- Access via CONNECT >>
- Epic @ WVUMedicine
- Epic @ WVUMedicine allows for one patient ID, one record and one unified system of care across system health locations
- Need help with Epic? Visit the website: <https://connect.wvumedicine.org/epic-wvu-medicine/>

Epic Training

- Epic training is required according to hospital policy before a resident or fellow can start clinical training. Some providers may need training on more than one application.
 - Speak to your Program Manager about scheduling for training
 - NEW for 2024: Digital e-Learning courses for Epic training are now available in Workday
 - Additional sessions are in person at the Operations Support Center
- Epic Production is the correct environment to access for patient info and documentation. It is represented by the white icon with red lettering. More information about other environments is contained in the “Epic Provider Training Handout”.
- Questions concerning Epic: contact epicprovidertraining@wvumedicine.org
- Direct any log in issues to the Help Desk (info on next slide)



Clinical Epic Help Desk

304-598-HELP (4357) Option 2

- Available: 7 am to 5 pm; Monday through Friday, excluding holidays
- The Clinical Help Desk is intended for physicians, advanced practice providers (APPs), clinical staff, or employees calling on behalf of a provider.
- The Clinical Help Desk is designed to help with workflow issues and problems that occur after providers have logged into Epic.
- To reach the Clinical Help Desk, call 304-598-HELP (4357) and press 2 when the automated recording answers.
- Note that all password or login issues should go to the IT Technical Help Desk.
- If you need technical assistance for log in or password issues, call 304-598-HELP and press option 1.



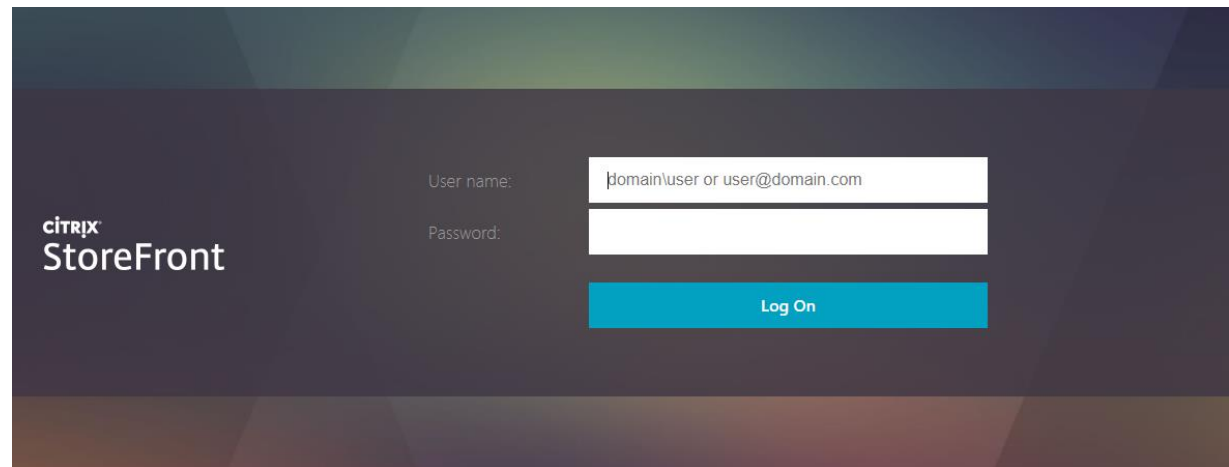
Operations Support Center (OSC)



3040 University Avenue Morgantown, WV 26505




- Access via CONNECT >> Applications >> Citrix

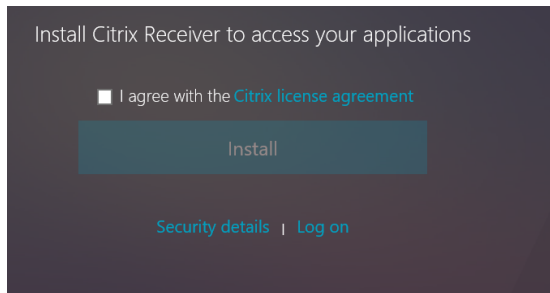
A screenshot of the Citrix StoreFront login interface. The background is dark with a subtle geometric pattern. On the left, the text "citrix StoreFront" is displayed. On the right, there are two input fields: "User name:" with a placeholder "domain\user or user@domain.com" and "Password:". Below the fields is a blue "Log On" button.

- Citrix is the hospital remote access computer application and must be used to access Epic when off site.
- Need help with Citrix? Contact the WVU Medicine IT Help Desk (304-598-4357) or submit an IT Ticket.

Remote Epic Access via Citrix

Imprivata ID  MUST be downloaded on your phone to access Citrix, this allows for second factor authentication.

- Search for <https://apps.wvumedicine.org>



- Install or save as a favorite
 - To install click agree and then install
- Enter Username (email or Epic login) and Password to login
 - You will then be prompted by Imprivata on your phone to approve this login.



Click on desired application. Contact the help desk if your desired application is not available under the apps menu.



- Access via CONNECT >> Workday



Please login using your credentials.

Example: username

Password

Sign in

- Workday provides instant access to important tasks and actions including CBLs within the Learning tab.
- Need help with Workday?

Visit: <https://www.myworkday.com/wvumedicine/wdhelp/helpcenter>



Workday

MENU



Q Search



LEADING HEALTHCARE
HERE & EVERYWHERE.

Good Morning, Victoria Paz

It's Wednesday, June 7, 2023

Awaiting Your Action

...

You're all caught up on your tasks.


Timely Suggestions

Here's where you'll get updates on your active items.

Quick Tasks

 [View All Apps](#)

Workday

MENU 

Learning

- Learning Home
- My Learning
- Discover


Links

- Find Workers to Enroll
- Print My Learning Certificat...

Search



What will you learn today?




Based on Your Interests [View More](#)

Clinical Education 

Life Pak 15 In-service-WTZ

Course • 1 lesson


[View Course](#)

Clinical Education 

Nurse Extern GH0 - CCMC

Course • 1 lesson


[View Course](#)

Leadership & Management 

Delegating with a Purpose - L&D

Course • 1 lesson

[View Course](#)

Leadership & Management 

Developing Yourself - L

Course • 1 lesson


[View Course](#)

Popular in Your Role [View More](#)





- Access via <https://www.e-value.net/login.cfm>



eValue
by Med-Hub

Username

Password

Institutional Code

Login


< VISIT THE MEDHUB SITE [FORGOT YOUR PASSWORD?](#)

- eValue is the GME evaluation system for residents and a repository for residency program specific information, including personal records and a professional portfolio
- Need help with eValue?
Contact: your Program Manager

- MedHub Email Notifications
- eValue is designed to push notifications to your WVUMedicine email account of requirements about to expire including but not limited to Duty Hours, ACLS/PALS certification & DS2019 renewals
- Did you get a MedHub email alert?
Contact: your Program Manager



- Access via <https://sole.hsc.wvu.edu/>



Username
Enter username
Required

Password
Enter password
SIGN IN
Required
The Password field is required.

- SOLE is the informational resource site for GME (*our library*)
- Need help with SOLE?
Contact: solesupport@hsc.wvu.edu



- Victoria Paz, GME Office Manager
victoria.paz@hsc.wvu.edu
304-293-0672

Graduate Medical Education

First Floor HSC

1144 HSC-North

PO Box 9001 A

GME office is located next to the Pharmacy Museum & Student Services



<https://medicine.hsc.wvu.edu/gme/>

Visit the GME website for more information about our programs and people. Welcome to the team!